



MODERN SLAVERY STATEMENT

JULY 2019 – JUNE 2020

DISCLOSURE NOTE

T M S S (S) S F M P L 30 J 2020.
 S F M P L M S A 2018 (C) \$162
 2020.
 U A , .S ,
 U , ' S S F M P L .



OUR COMMITMENT:
A MESSAGE FROM OUR CHAIRMAN
AND CHIEF EXECUTIVE OFFICER

OUR MODERN SLAVERY POLICY

UNDER OUR MODERN SLAVERY POLICY, WE DO NOT TOLERATE MODERN SLAVERY IN ANY FORM. WE ARE COMMITTED TO THREE PRINCIPLES:

1. A
2. I
3. E

OUR STRUCTURE AND OPERATIONS

S F M P L , SFM, - SFM - O ,

, - , - - A

6 ,9 ,8 , O A G

5 ,3 11 .SFM N R M

- C T NSW S F SFM O

M T M P L .F FYE 2020, SFM , O ,

\$16.1 ,

\$9.7 .A ,

SFM SFM N S I L

P N S E A ,

100 S S M

.O S S M

S ,

M , SFM A

.P COVID-19, 3 A

; 20%

115 .

[Annual Report.](#)







IDENTIFYING THE RISKS OF MODERN SLAVERY IN OUR SUPPLY CHAINS

In 2018, the Sydney Fish Market (SFM) conducted a risk assessment of its supply chains to identify potential risks of modern slavery. The assessment was based on the ILO indicators of forced labour (ILO).

ILO INDICATORS OF FORCED LABOUR	
A	R
D	W
R	D
I	A
P	E
I	

1 [https://www.ilo.org/indicators/forced-labour/203832](#)

-  Lower risk
-  Increased risk
-  Higher risk
- 

RISK ASSESSMENT

H
SFM, - .T
, , .l , , SFM
-0.6 VRVJ □ □ □ □ VV □ □

F M S P ,SFM I P ,
(S 1).

IMPLEMENTING SFM'S MODERN SLAVERY POLICY

